




ADDITION and SUBTRACTION (to 10)



Overview



In our unit on addition and subtraction we learn:

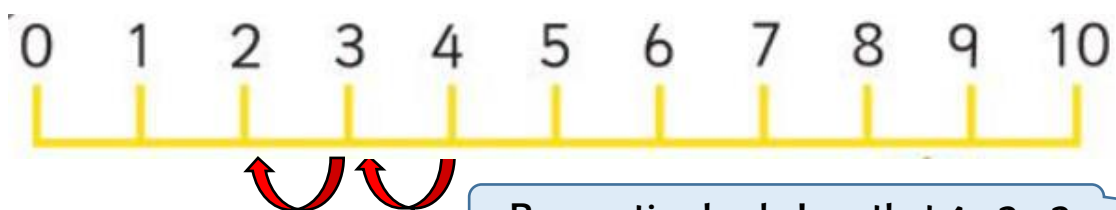
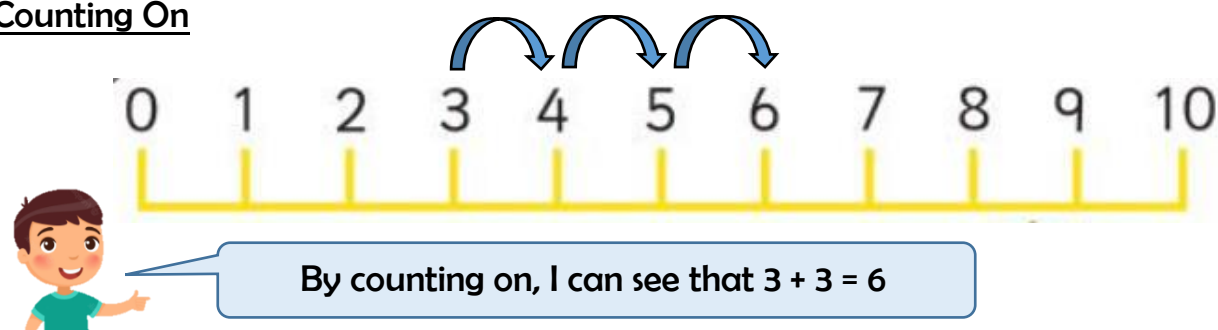
- Part Whole Model -Addition Symbol
- Fact Families -Number Bonds to 10
- Compare Number Bonds -Add Together/ More
- Finding A Part -Subtract -How Many Left?
- Fact Families -Subtract - Finding the Difference

Addition and Subtraction is useful learning because it is used in many areas of everyday life – e.g. shopping, cooking, or playing games. It also forms the basis for lots of other maths ideas.

Counting On/ Counting Back

Number lines can be used to help us count on/ count back when adding or subtracting.

Counting On

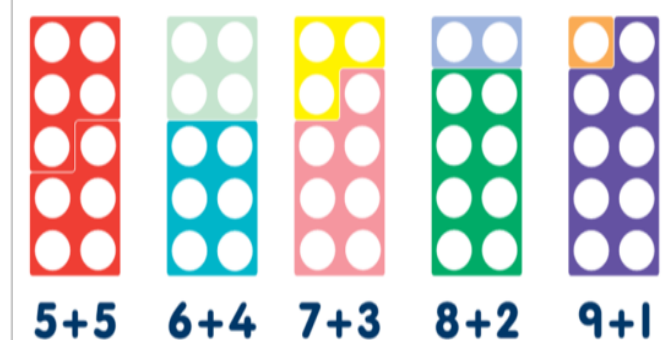
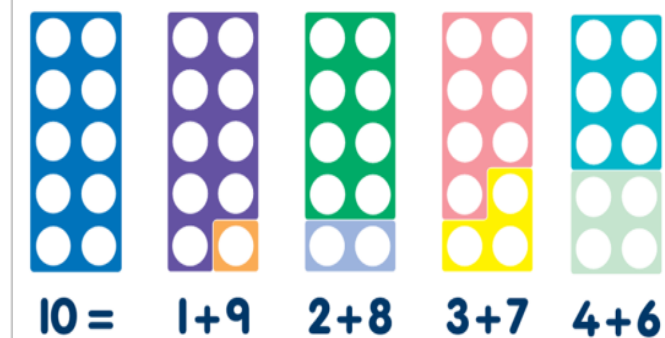
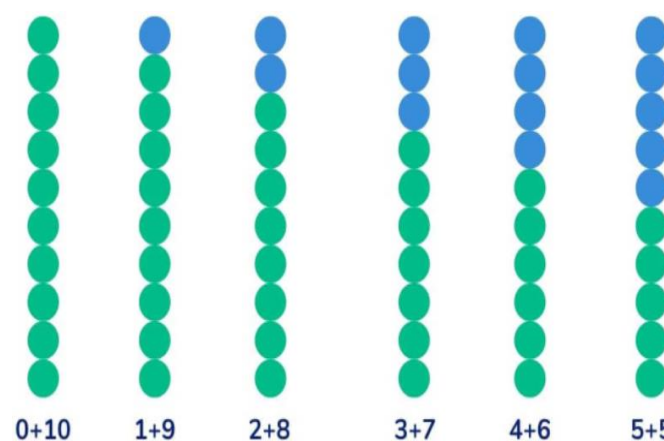


Number Bonds

Number bonds are pairs of numbers that can be added to make another number.

-We should learn number bonds up to 10.

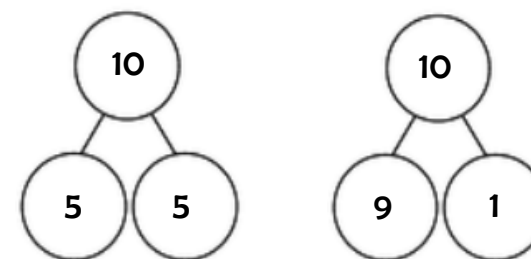
-The images here show the number bonds to make 10.



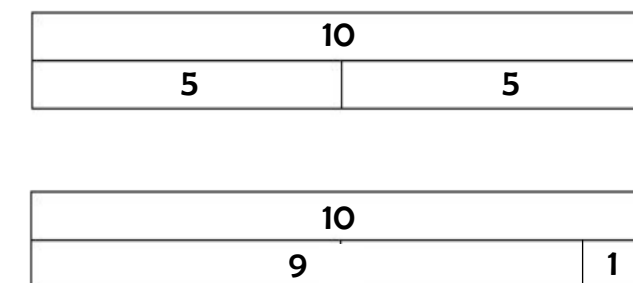
Part-Whole Models/ Bar Models

Part-Whole Models and Bar Models are two further ways to show number bonds.

Part-Whole Models



Bar Models



Key Vocabulary

Number

Count

Add

Subtract

Take Away

Difference

Plus

Number Line

Number Bond